

**KHSAA TITLE IX
ANNUAL REPORT SUBMISSION
STATUS REPORT
2009-2010**

KHSAA
Form T65
Revised 4/09

TO: KHSAA Member School Superintendents, Principals, and Athletic Directors

FROM: Brigid L. DeVries, Commissioner
Darren Bilberry, Assistant Commissioner

DATE: May 24, 2010

School	Fort Campbell High School	Reviewed by	Gary W. Lawson
--------	---------------------------	-------------	----------------

The following is a status report regarding the required 2009-2010 Title IX Annual Report submission of forms due into the KHSAA office by April 15, 2010. Appropriate KHSAA Audit Team personnel have reviewed these forms and the following is a summary of this review.

I. Checklist of Forms properly submitted in a satisfactory manner:

X	GE 19 (Annual Verification)	X	T-35 (Budget Expenses)
X	T-1 (Summary Program Chart 1)	X	T-36 (Budget Expenses)
X	T-2 (Summary Program Chart 2)	X	T-41 (Checklist – Overall Interscholastic Program)
X	T-3 (Summary Program Chart 3)	X	T-60 (Corrective Action Plan)
X	T-4 (Summary Program Chart 4)	X	T-63 (Interscholastic Survey Results)

II. Status

A.	X	2009-2010 Forms are satisfactory and no further information or action is necessary at this time.
B.		Errors have been noted with respect to the following forms:
C.		The following forms were omitted and must be submitted by school representatives:
D.	X	<p>According to the 2009-2010 data, the school appears to be meeting the standards established in:</p> <p><input type="checkbox"/> Test 1 (Athletic participation is proportionate to enrollment)</p> <p><input type="checkbox"/> Test 2 (History and continuing practice of program expansion)</p> <p><input checked="" type="checkbox"/> Test 3 (Full and effective accommodation of interests and abilities)</p>
E.	X	<p>Other Recommendation and Comments: According to data, calculations, and responses submitted, the school is meeting the standard established in Test 3 for the provision of athletic opportunities. The responses on the T-3 form appear to be supported by the information compiled from the most recent student athletic interest survey. In the area of benefits, the travel expenditures addendum attached to the report enhanced the overall evaluation. The total expenditures as listed on the report seem to be within acceptable parameters both on a percentage and per athlete basis.</p>



KENTUCKY HIGH SCHOOL ATHLETIC ASSOCIATION 2009-2010 ANNUAL VERIFICATION OF TITLE IX PROCEDURES

KHSAA Form GE19
Rev. 04/09

(To be submitted by April 15, 2010 along with other required forms)

APR 19 2010

The Fort Campbell High School, Fort Campbell, Kentucky
(Name of High School) (City)

certifies to the Kentucky High School Athletic Association that the following is an accurate and true representation of the facts surrounding compliance with 20 U.S.C. Sections 1681-1688, et. Seq. (also known as Title IX). I certify the following provisions in accordance with records at the school contained in the permanent Title IX file, at least one copy of which must be maintained in the Principal's office, and to the best of my knowledge have completed the following tasks:

I. Established a gender equity committee at the high school. (List committee personnel and provide attachment if necessary)

Name	Address	Phone	Title (Supt., Principal, Student, Parent, Coach, Etc.)
Mike Marciano	1101 Bastogne Ave Ft Campbell, KY 42223	931-431-5056	Athletic Director
Martha Speake	1101 Bastogne Ave Ft Campbell, KY 42223	931-431-5056	Guidance Counselor
David Witte	1101 Bastogne Ave Ft Campbell, KY 42223	931-431-5056	Principal
Stephanie Raby	1101 Bastogne Ave Ft Campbell, KY 42223	931-431-5056	Girls Soccer Coach
Heather Fabin	1101 Bastogne Ave Ft Campbell, KY 42223	931-431-5056	Softball Coach
Ashley Gibson	4639 Kelly St Apt B Ft Campbell, KY 42223	931-431-5056	Student Athlete
Darien Crank	8256 Harris St Apt A Ft Campbell, KY 42223	931-431-5056	
Jen Jorstad	1181 Feguson St Ft Campbell, KY 42223	931-431-5056	School Board President/Parent
Shawn Berner	3378 Poplar Hill Dr Clarksville, TN 37043	931-431-5056	Head Football Coach

II. Scheduled a minimum of three meetings during the 2009-2010 school year on the following dates:

Thursday August 27, 2009
Thursday Jan 7, 2010
Thursday April 1, 2010


III. Designated the following person(s) as the Title IX coordinator for the school: Cell-931-472-8023

Name	Title	Address	Phone
Mike Marciano	Athletic Director	1101 Bastogne Ave FC, KY	931-431-5056


IV. Designated the following person(s) as the Title IX coordinator for the district: 931-431-7833

Name	Title	Address	Phone
Mike Marciano	Athletic Director	1101 Bastogne Ave FC	931-431-5056

School personnel are continuing to make periodic reviews of the boys' and girls' athletics program reflected in the Corrective Action Plan. In addition to the above information, the above referenced school maintains a complete permanent file relative to Title IX records including copies of the self-assessment audit, all corrective action plans, and other related materials.

 _____
 Principal's Signature

 Superintendent Signature

 _____
 School Board Chairperson's Signature

(Send original copy to KHSAA - Maintain duplicate in Title IX school folder)

April 12 2010
Date

Cell Phone - Mr. Marciano
931-472-8023



**2009-2010
ACCOMMODATION OF INTERESTS AND ABILITIES
SUMMARY PROGRAM CHART (Form T-1)**

KHSAA Form T1
Rev. 11/09

Participation Opportunities: Test One - Proportionality

		(Column 1)	(Column 2)	(Column 3)	(Column 4)
	Program	Enrollment	Percentage of Total Enrollment	Number of Interscholastic Participants (double and triple count)	Percentage of Total Participation
Row 1	GIRLS	332	48%	177	33%
Row 2	BOYS	363	52%	352	67%
Row 3	Totals	695	100%	529	100%

Instructions:

*Number of 8th grade students & below used in Column 3 and Column 4 calculations: 62

- Determine the total number of girls enrolled, (place in Row 1, Column 1). Determine the total number of boys enrolled, (place in Row 2, Column 1).
- Add the total number of girls and boys enrolled to determine total enrollment, (place in Row 3, Column 1).
- Calculate the percentage of total enrollment that is female. (Divide Row 1, Column 1 by Row 3, Column 1 and place in Row 1, Column 2.) Calculate the percentage of total enrollment that is male. (Divide Row 2, Column 1 by Row 3, Column 1 and place in Row 2, Column 2.) Note: Row 1, Column 2 plus Row 2, Column 2 should total 100%.
- Ask coaches to confirm the names of those individuals who are on the team as of the first **date of regular season competition**, and cross out the names of those who were cut from the team or quit the team prior to the first regular season competitive event. Determine the total number of interscholastic athletics participants that are girls, (and place in Row 1, Column 3). In order to determine the total number of athletics participants, an individual should be counted each time he or she participates on a team. For example, if Jane Doe competes on the varsity volleyball team, the junior varsity volleyball team, the junior varsity basketball team, and the varsity softball team, she should be counted as four participants (**do not include club or intramural sports participants, cheerleaders, dance teams, or pom squads**). Calculate the same way for boys and girls. * In addition, should 8th grade students and below play on a Freshman, Junior Varsity, or Varsity team, they should also be counted for each team and sport on which they participate. If applicable, please asterisk in the above notation as to how many 8th grade students & below are included in the totals.
Using the same procedure, determine the total number of interscholastic athletic participants that are boys, (and place in Row 2, Column 3). Add Row 1, Column 3 plus Row 2, Column 3 to get total participants and place in Row 3, Column 3.
- Calculate the percentage of female participation. (Row 1, Column 3 divided by Row 3, Column 3 and place in Row 1, Column 4.) Calculate the percentage of male participation. (Row 2, Column 3 divided by Row 3, Column 3 and place in Row 2, Column 4.) Note: Row 1, Column 4 plus Row 2, Column 4 should total 100%.

Note: While being within three percent is not a formal compliance standard, if the percent listed in Row 1, Column 4 is within 3% of Row 1, Column 2, then it provides a good target within which compliance is likely.

Principal's Signature: [Signature] Date: April 12, 2010



2009-2010
ACCOMMODATION OF INTERESTS AND ABILITIES
SUMMARY PROGRAM CHART (FORM T-2)
PARTICIPATION OPPORTUNITIES: TEST TWO - PROGRAM EXPANSION

		Column 1	Column 2	Column 3	Column 4	Column 5
Program		Number of Teams Currently Offered	Number of Participants	Number of Teams Added Since the beginning of the 2005-2006 School Year	Current Number of Participants for the 2009-2010 school year who are playing on teams added since the 2005-2006 School Year	Percent of Total Participation By Sex Added Since the beginning of the 2005-2006 School Year
GIRLS Row 1	varsity:	8	97	0	0	
Row 2	j.v.:	5	80	0	0	
Row 3	frosh:	0	0	0	0	
Row 4	total:	13	177	0	0	0
BOYS Row 5	varsity:	8	211	0	0	
Row 6	j.v.:	5	110	0	0	
Row 7	frosh:	1	31	0	0	
Row 8	total:	14	352	0	0	0

- 1) For Column 1, list the number of interscholastic teams offered for girls and boys at each competitive level (varsity, junior varsity, and freshman). For girls, total each of the entries in Rows 1, 2, and 3 into Row 4. For boys, total Rows 5, 6, and 7 into Row 8.
- 2) For Column 2, list the number of participants at each level. For girls, total each of the entries in Rows 1, 2, and 3 into Row 4. For boys, total Rows 5, 6, and 7 into Row 8. Note: The totals in Row 4 for girls and in Row 8 for boys must be the same as the totals in Form T-1, Column 3, Rows 1 and 2 respectively.
- 3) For Column 3, list the number of interscholastic teams that have been added in the last five years at each competitive level. Count each team added during the 5 year period only one time. e.g. Girl's junior varsity soccer was added 3 years ago, count the team only once, not 3 times. For girls, total the entries in Rows 1, 2, and 3 into Row 4. For boys, total Rows 5, 6, and 7 into Row 8.
- 4) For Column 4, list the number of participants that are currently on each level of the teams that were added in the last five years. If a team was added previously but no longer exists, there are no current participants to be added for that team. For girls, total the entries in Rows 1, 2, and 3 into Row 4. For boys, total Rows 5, 6, and 7 into Row 8.
- 5) For Column 5, calculate the percentage of participants that have been added in the last five years. For girls, take the number in Column 4, Row 4 and divide by the number in Column 2, Row 4. For boys, take the number in Column 4, Row 8 and divide it by the number in Column 2, Row 8.
- 6) **Note: If the percentage of current participants added in the last five years is 25% or greater for the underrepresented sex (most likely girls), compliance with Test Two may be possible. If less than 25%, then compliance with Test Three should be analyzed. CAUTION: 25% is not a formal compliance standard.**

Principal's Signature: _____

Date: April 12, 2010



2009-2010
ACCOMMODATION OF INTERESTS AND ABILITIES
SUMMARY PROGRAM CHART (FORM T-3)

KHSAA Form T3
Rev. 11/09


Participation Opportunities Test Three Full Accommodation

FOR ANY QUESTION ANSWERED "YES" IDENTIFY THE RESPECTIVE SPORT(S).

	GIRLS (Yes / No)		BOYS (Yes / No)
1. Based on the responses from your most recent student survey, is there sufficient interest to form a viable interscholastic team for a sport not currently offered? If yes, what sport?	NO		NO
2. For a sport not currently offered at the varsity level, is there sufficient interest based on your most recent Student Interest Survey to form a viable team for an interscholastic freshman team or junior varsity team?	NO		NO
3. For a sport currently offered at the interscholastic Junior Varsity or freshmen level, is there sufficient interest, based on your most recent Student Interest Survey, to form a varsity team?	NO		NO
4. If you answered YES to question (1), (2), or (3), are there enough high schools in the geographic area offering the sport (at the appropriate level) to allow for the development of a reasonable schedule of competition?	NO		NO
5. If you answered YES to question (1), (2), (3), or (4), are there enough high schools in the geographic area offering the sport (at the appropriate level) to allow for the development of a reasonable schedule of competition?	NO		NO

Remember, test three – full accommodation means addressing the unmet interest of the underrepresented sex (most likely girls), not the overrepresented sex (most likely boys).

Plans to Address Interest:

Principal's Signature :  Date: April 12, 2010



**2009-2010
ACCOMMODATION OF INTERESTS AND ABILITIES
SUMMARY PROGRAM CHART (FORM T-4)**

KHSAA :Form T4
Rev. 11/09

Levels of Competition Test One

		Column 1	Column 2	Column 3
Girls	Team Levels	Number of Teams Currently Offered	Number of Participants	Percentage of Participants at Each Level
Row 1	varsity:	8	97	55%
Row 2	j.v.:	5	80	45%
Row 3	frosh:	0	0	0
Row 4	total:	13	177	100%
Boys				
Row 5	varsity:	8	211	60%
Row 6	j.v.:	5	110	31%
Row 7	frosh:	1	31	9%
Row 8	total:	14	352	100%

- 1) Column 1, list the number of interscholastic teams offered for girls and boys at each competitive level; varsity, junior varsity, and freshman. (Refer to Form T-2, Accommodation of Interests and Abilities, Summary Program Chart 2, Column 1.)
- 2) For Column 2, list the number of participants at each level. For girls, total the entries in Rows 1, 2, and 3 into Row 4. For boys, total the entries in Rows 5, 6, and 7 into Row 8. (Refer to Form T-2, Accommodation of Interests and Abilities, Summary Program Chart 2, Column 2.)
- 3) For Column 3, calculate the percentage of female and male participants at each level.
 For girls' varsity, junior varsity, and frosh, respectively:
 - Divide Column 2, Row 1 by Column 2, Row 4, and place the percentage in Column 3, Row 1
 - Divide Column 2, Row 2 by Column 2, Row 4, and place the percentage in Column 3, Row 2.
 - Divide Column 2, Row 3 by Column 2, Row 4, and place the percentage in Column 3, Row 3.
 For boys' varsity, junior varsity, and frosh, respectively:
 - Divide Column 2, Row 5 by Column 2, Row 8, and place the percentage in Column 3, Row 5.
 - Divide Column 2, Row 6 by Column 2, Row 8, and place the percentage in Column 3, Row 6.
 - Divide Column 2, Row 7 by Column 2, Row 8, and place the percentage in Column 3, Row 7.

Principal's Signature:  Date: April 12, 2010



2009-2010
ACTUAL EXPENDITURES - PROGRAM COMPARISON CHART 1 - (FORM T-35)
TO INCLUDE BOOSTER CLUB FUNDING

KHSAA Form T-35
 REV. 11/09

Sports	Equipment and Supplies		Travel		Awards		Coaches' salaries (to include supplemental and extended employment; dollar amount required)			Facilities improvements		Publications (if sport-specific)		
	Expenditures		Expenditures		Expenditures		Expenditures			Expenditures		Expenditures		
	School	Booster	School	Booster	School	Booster	School	# Coaches for all levels / # Teams for all levels	School	Booster	School	Booster	School	Booster
G basketball	\$11,074	\$1489	Board	Pays		\$208	14,000	2/2						
B basketball	\$11,246	\$1134	Board	Pays		\$185	14,000	2/2						
G softball	\$3278	\$1567	Board	Pays			7,000	2/2						
B baseball	\$12,015	\$2287	Board	Pays			7,000	2/2						
G cross country	\$2947	\$979	Board	Pays		\$166	2,500	1/1						
B cross country	\$2947	\$979	Board	Pays		\$166	2,500	1/1						
G golf														
B golf														
G soccer	\$4365	\$5277	Board	Pays		\$161	10,500	2/2						
B soccer	\$3867	\$3442	Board	Pays		\$246	10,500	2/2						
G swimming														
B swimming														

1. Total expenditures on T-35 and T-36 on the 2009-2010 year report due by April 15, 2010 of each school year, should reflect the total monies spent (rounded off to nearest dollar) for the entire school year of 2008-2009 ending June 30, 2009.

2. Booster Club Funding/Contributions must be included in the above expenditures total. (Note: It is illegal for coaches to be paid by Booster Clubs - Reference KHSAA Bylaw 27)

Principal's Signature: [Signature]

Date: April 12, 2010



2009-2010

**ACTUAL EXPENDITURES - PROGRAM COMPARISON CHART 2 - (Form T36)
TO INCLUDE BOOSTER CLUB FUNDING**

KHSAA Form T36
REV. 11/09

Sports	Equipment and supplies		Travel		Awards		Coaches' salaries (to include supplemental and extended employment; dollar amount required)			Facilities improvements		Publications (if sport-specific)	
	Expenditures		Expenditures		Expenditures		Expenditures			Expenditures		Expenditures	
	School	Booster	School	Booster	School	Booster	School	# Coaches for all levels / # Teams for all levels	School	Booster	School	Booster	School
G track	\$4501	\$896	Board	Pays	\$113		5,000	1/1					
B track	\$4501	\$4,004	Board	Pays	\$3221.36	State Champ Rings	5,000	1/1					
G tennis	\$2856	\$62	Board	Pays	\$46		875	1/1					
B tennis	\$2856	\$62	Board	Pays	\$46		875	1/1					
G volleyball	\$7456	\$2,123	Board	Pays	\$96		8,300	2/2					
B wrestling	\$6246	\$3,954	Board	Pays	\$122		7000	2/1					
G (list sport)													
B football	\$7472	\$18,510	Board	Pays	\$21,463	State Champ Rings	51,000	7/3	\$1233				\$1694
G (list sport)													
B (list sport)													

- Total expenditures on T-35 and T-36 on the 2009-2010 year report due by April 15, 2010, should reflect the total monies spent (rounded off to nearest dollar) for the entire school year of 2008-2009 ending June 30, 2009.
- Booster Club Funding/Contributions must be included in the above expenditures totals. Indicate percentage of total expenditures for each gender: (If disparities are obvious, list on your Corrective Action Plan (T-60) what action you will take to correct the problem.

Gender	Expenditures	Percentage
Boys	\$198,076	67%
Girls	\$97,835	33
Total:	\$295,911	100%

Principal's Signature: _____ Date: April 13, 2010

[Handwritten Signature]



**2009-2010 KHSAA TITLE IX ATHLETICS AUDIT (Form T-41)
Checklist - Overall Interscholastic Athletics Program**

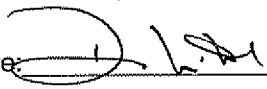
KHSAA Form T41
Rev. 11/09

DIRECTIONS:

For the Areas of Compliance (Opportunities and Benefits) listed on the left hand side of the page, place a checkmark under the appropriate column identifying whether your school provided an advantage to the Girls' Program, or to the Boys' Program or to Neither Program. A review of T-35 and T-36 spending patterns might be helpful in completing this form.

Areas of Compliance:	ADVANTAGE TO:		
	GIRLS' PROGRAM	BOYS' PROGRAM	NEITHER PROGRAM
OPPORTUNITIES			
Accommodation of Interest and Abilities			X
BENEFITS			
Equipment and Supplies			X
Scheduling of Games and Practice Time			X
Travel and Per Diem Allowances			X
Coaching			X
Locker Rooms, Practice and Competitive Facilities			X
Medical and Training Facilities and Services			X
Publicity			X
Support Services			X
Housing and Dining			X
Tutoring			X
Athletic Scholarships			X

If an advantage/inequity is indicated, corrective action should be shown on the Corrective Action Plan, Form T-60.

Principal's Signature: 

Date: Apr 12, 2010



SCHOOL NAME_Fort Campbell

**2009-2010 TITLE IX
CORRECTIVE ACTION PLAN
(FORM T-60)**

DIRECTIONS:

1. For Column 1, indicate the intended area (Opportunities or Benefits) which needs corrective action in order to achieve gender equity. For Column 2, write the suggested change or activities that will correct the area in need of alteration. For Column 3, include the estimated completion date for the changes or activities.
2. It is possible to attain compliance with Title IX and no longer need "corrective" action. However, the KHSAA strongly encourages compliant schools to identify items for improvement (Column 1), activities to accomplish the improvement (Column 2) and a timetable for completion (Column 3) that will strengthen the athletic program.
3. You may copy this form as needed. Please attach corrective action plans along with audit forms and submit by April 15, 2010.

COLUMN 1	COLUMN 2	COLUMN 3
SPECIFIC ITEM FOR CORRECTION/ IMPROVEMENT	PLAN FOR SUGGESTED CHANGE	START DATE AND COMPLETION DATE OF CORRECTIVE ACTION
Practice and competitive Facility for track team	Entire track renovation	Start 4/1/2010 - Completion date 7/15/2010
Baseball Scoreboard	Purchased New Scoreboard	Purchased 11/5/2009-Installed 3/10/2010
Irrigation for Girls/Boys Soccer, football practice field, baseball and softball	Irrigation system installed	3/15/2010
Basketball Scoreboard for girls and boys basketball	Purchased scoreboards (2)	Installed 11/30/2010

Principal's Signature: _____

Date: _____

April 12, 2010

Travel Miles/Money Paid 2009-2010

All travel expenses are paid by the Fort Campbell Schools Board of Education

Each season an estimate is submitted to the Budget Analyst for Athletic Travel.
Below are the travel expenditures broken down by sport

Taylor Transportation has the contract for the Fort Campbell Schools transportation

<u>SPORT</u>	<u>MILES</u>	<u>CHARGE</u>
Volleyball JV/V	727	\$2,293.12
Wrestling	2203	\$5,823.07
Boys Cross Country	706	\$1,747.05
Girls Cross Country	706	\$1,747.05
Football FR/JV/V	3493	\$12,996.06
Boys Soccer JV/V	1265	\$3,175.15
Girls Soccer JV/V	1604	\$4,026.04
Boys Basketball JV/V	972	\$2,439.72
Girls Basketball JV/V	608	\$1,526.08
Softball	1179	\$2,959.29
Baseball	1453	\$3,647.03
Girls Track	680	\$1,706.80
Boys Track	680	\$1,706.80
Girls Tennis	576	\$1,445.76
Boys Tennis	576	\$1,445.76

3/26/2010

This fiscal year, the federal government allotted Ft Campbell High school funding to improve our athletic equipment. All 15 sports have benefited from the following purchases:

Ice maker for athletic trainer	\$4,319.25
2 Lat Pulldown machines	\$2,999.00
Washing Machine/Dryer	\$9,857.41
2 Treadmills	\$6,016.40
Iron casted weights	\$2,505.00
Dumb bells	\$2,999.99
Plyometric training boxes	\$2,352.12
Steam packs for athletic trainer	\$64.75
2 Exercise Bikes	\$2,879.92
Ice filter for ice machine	\$299.75
Public Address System	\$2,854.00

For the purpose of this report, these items have been totalled and divided equally between all sports.

The government also allotted money to the High school to be used for scoreboard renovation

Baseball scorboard	\$9,000
Basketball Scoreboards (2)	\$16,000

All sports now have scoreboards that have been purchased within the last 3 years.

Also, in this fiscal year, the federal government allotted monies toward post improvement projects. These projects were chosen by the post to improve the school facilities and are also used by the military. This money did not come through the school system, but will greatly benefit our student-athletes.

Track Reconstruction/Football Field Turf Installation	\$1.8 million
Irrigation for softball,baseball,soccer, and football practice fields	\$160,000

859-293-5999



INTERSCHOLASTIC ATHLETICS
SURVEY (FORM T-63)
Summary of Student Responses

KHSAA Form T63
Rev. 11/09
Page 1/3

School Year: 2009-2010

School Name: Fort Campbell High School

Enrollment
(9-12 Grade): (SHOULD AGREE WITH FORM T-1, COLUMN 1, ROW 3)

Number of 9-11 Grade Students Surveyed: 510

Number of 8th Grade Students Surveyed: 60

Date: May 11, 2010

Completed By: Mike Marciano

Instructions:

1. Summarize the Student Athletics Interest Surveys Form T-61 by listing the total number of responses on the line next to each sport.
2. Under the Other Category please provide a listing of the sports as well as the number of students who are interested in participating.
3. Please sign and date this Summary Form (T-63) and mail this Summary Form only to the KHSAA by April 15. Do not mail the student surveys (Form T-61). However, these Forms should be maintained in your files in the event they are requested subsequently.

570 Number of Surveys

518 Total Returned (*A minimum of 80% return is expected*)

8-11 Grades Surveyed (*Should be grades 9-11 and 8th grade if school has a feeder system*)

Who Administered The Survey? Middle School/High School PE Teachers

How Was The Survey Administered? Physical Education Classes

Give details on how it was administered and to which school group, Example: English classes, or all home rooms, etc. or advisee/advisor?

KHSAA Sanctioned Fall Sports (*List Total Number of Participation Responses*)

8 Cross Country (Girls)

7 Cross Country (Boys)

68 Football (Boys)

9 Golf (Girls)

8 Golf (Boys)

41 Soccer (Girls)

28 Soccer (Boys)

52 Volleyball (Girls)

Winter Sport (List Total Number of Participation Responses)

KHSAA Form T-89
Rev. 11/09
Page 2/3

<u>36</u>	Basketball (Girls)
<u>34</u>	Basketball (Boys)
<u>10</u>	Indoor Track (Girls)
<u>14</u>	Indoor Track (Boys)
<u>30</u>	Swimming & Diving (Girls)
<u>18</u>	Swimming & Diving (Boys)
<u>25</u>	Wrestling (Boys)

Spring Sport (List Total Number of Participation Responses)

<u>33</u>	Baseball (Boys)
<u>30</u>	Fast Pitch Softball (Girls)
<u>18</u>	Tennis (Girls)
<u>15</u>	Tennis (Boys)
<u>21</u>	Track (Girls)
<u>49</u>	Track (Boys)

Non-KHSAA Championship Sports (From Student Survey T-61 Question 10)

<u>72</u>	Archery
<u>16</u>	Field Hockey
<u>37</u>	Bowling
<u>3</u>	Gymnastics (Boys)
<u>44</u>	Gymnastics (Girls)
<u>26</u>	Ice Hockey
<u>23</u>	Lacrosse (Boys)
<u>24</u>	Lacrosse (Girls)
<u>48</u>	Rifle
<u>13</u>	Rodeo
<u>14</u>	Slow Pitch Softball
<u>19</u>	Volleyball (Boys)
<u>—</u>	Water Polo
<u>53</u>	Weightlifting
<u> </u>	Other sports not listed _____

**Number of Students who participate in Intramural Sports
(From Student Survey T-61 Question 5)**

<u>Sport</u>	<u>Number</u>
Flag Football	8
Dodgeball	1
Boxing	3

List Intramural Sports students are interested in adding:
(From Student Survey T-61 Question 6)

KHSAA Form T83

Rev. 11/09

Page 3/3

<u>Sport</u>	<u>Number</u>
Kendo	4
Raquetball	1
Boxing	5
Badminton	1

Participation in Non-School Sports Activities
(From Student Survey T-61 Question 7)

<u>Sport</u>	<u>Number</u>
Kendo	4
Raquetball	1
Boxing	5
Badminton	1

Reasons for not participating in interscholastic athletics
(From Survey Question 8)

- 31 I prefer other activities such as band, chorus, etc.
- 45 I don't have time
- 16 The practice schedules and game times are inconvenient
- 14 The sport I like isn't offered
- 26 It's too expensive
- 4 I prefer to participate in club or intramural sports
- 23 Working
- 12 Other: _____

Student Suggestions to encourage participation

- Advertise tryouts earlier
- Fundraise to lower cost
- Recruit in the school better through posters and announcements


Principal's Signature

5/21/2010
Date



KHSAA SPRING MEDIA CREDENTIAL REQUEST APPLICATION

KHSAA Form 511.1 Rev. 4/10

Outlet	News Journal	Complete the following form to request working media credentials for KHSAA Spring Sports Championships. Please return the form to the KHSAA by Mon., May 17. You may fax the form to (859)293-5999, or email it to Marilyn Mitchell at mmitchell@khsaa.org . Credentials will not be mailed. You may pick up your credentials at the main gate at each venue.
Editor/Manager	Jim McAlister	
Address	215 N. MAIN	
City, State	Corbin, Ky 40702	
Phone:	606-528-9767	
Fax:	606-528-9779	
Email	Jmcalister@CorbinNewsJournal.com	

BOYS' & GIRLS' TENNIS May 27-29 UK Boone/Downing Tennis Complex Lexington	PRESS	PHOTO
		Jim McAlister

BOYS' & GIRLS' TRACK June 3, 5 Owsley Frazier Park, University of Louisville Louisville	PRESS	PHOTO
		Jim McAlister

FAST PITCH SOFTBALL June 11-12 Fisher Park Owensboro	PRESS	PHOTO
	Jim McAlister	Jim McAlister

FORCHT BANK/KHSAA BASEBALL June 14-19 Applebee's Park Lexington	PRESS	PHOTO
	Jim McAlister	CHRIS PARSONS

**Those interested in broadcasting the Forcht Bank/KHSAA State Baseball Championship should contact the KHSAA regarding fees and phone lines once your team has qualified for the State Tournament.

PLEASE FILL MY REQUEST ONLY IF INDIVIDUALS FROM THE FOLLOWING TEAM OR TEAMS QUALIFY FOR THE STATE CHAMPIONSHIP.

Corbin, Whitley Co. Williamsburg (baseball) will be coming to softball regardless
TEAMS
Track

Signature	Jim McAlister	Date	5-21-10
------------------	---------------	-------------	---------